



STEP

PROMA

DIMENSIONS

(A)



PROMA STEP

2 3/8" x 16" x 32"

60mm x 406mm x 812mm

(B)



RISER

2 3/4" x 4 5/8" x 16"

60mm x 118mm x 406mm

WEIGHT

1550 lbs

SPECIFICATIONS

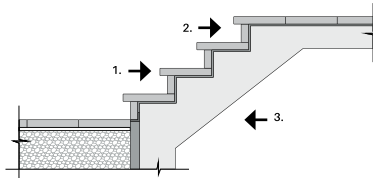
6 rows

5.33 lin.ft per row

32 lin.ft per skid

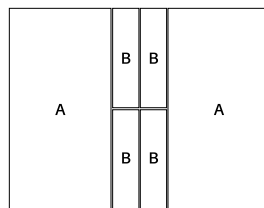
INSTALLATIONS

*Inspirations only



1. STEP
2. RISER
3. CONCRETE STAIRS

SKID



*CONCRETE OVERLAY SYSTEM


COLORS

STANDARD



ASH
CHARCOAL

PREMIUM



OKA BEIGE




SKY GREY




CAVIAR

*MIDNIGHT BLACK



TRUFFLE

*SPECIAL ORDER



VOLCANO

PRESTIGE*



HUSKY



MIST

*Prestige: A color that must be meticulously maintained and used in a specific environment to preserve its appearance. See warranty.

*The Caviar color will eventually replace the Midnight Black color. Midnight Black is available while supplies last.