



**60MM**



# PROMA 3XL

## DIMENSIONS

HEIGHT x WIDTH x LENGTH

(A)



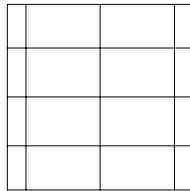
**PROMA 3XL**

2 3/8" x 32" x 48"


60mm x 812mm x 1219mm

## INSTALLATIONS

\*Inspirations only



LINEAR



LINEAR

## COLORS



**ASH  
CHARCOAL**



**OKA BEIGE**



**SKY GREY**



**TRUFFLE**

\*SPECIAL ORDER



**MIST**

PRESTIGE COLOR\*

## WEIGHT

3050 lbs

## SPECIFICATIONS


10 rows

10.66 ft<sup>2</sup> per row

106.6 ft<sup>2</sup> per skid

40 lin.ft per skid

## PALETTE / SKID



\*PRESTIGE: More delicate to maintain, these colors are not available in 90 mm pavers. Ideal for backyards and landscaped areas. See warranty details.