




# CLAYDEN


## DIMENSIONS

(A) 

**CLAYDEN**

2 3/8" x 11 3/4" x 3 1/2"

60mm x 298mm x 90mm

(B) 

2 3/8" x 17 3/4" x 3 1/2"

60mm x 451mm x 90mm

(C) 

2 3/8" x 23 5/8" x 3 1/2"

60mm x 600mm x 90mm

## POIDS

2450 lbs

## SPECIFICATIONS


6 rangs

11.04 pi<sup>2</sup> par rang

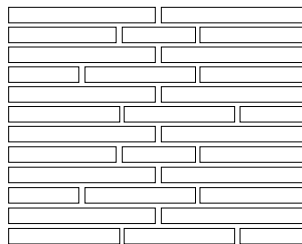
66.24 pi<sup>2</sup> par palette

## INSTALLATIONS

\*Inspirations seulement



## PALETTE



## % PAR PALETTE

40% de 23 5/8" (A)

40% de 17 3/4" (B)

20% de 11 3/4" (C)

## COULEURS

### PREMIUM



TRUFFE



VOLCANO

### PRESTIGE



HUSKY



WHISTLER